

9 Sept 2019 – Clive Hannay – Watercolour


This evening Clive was to do a painting of Portisham near Abbotsbury, he said doing a painting at a club demonstration was always out of his comfort zone as he usually takes a week to do a painting.




He had pre-drawn the picture from a photo and started with a large wash of Cobalt Blue for the sky graduated from the top.



He then added some Alizarin Crimson for the road.




Some Alizarin Crimson, Burnt Sienna and Cobalt Blue was put in for the left-hand building in shadow and some Yellow Ochre was introduced with the Cobalt Blue for the distant trees all done with a size 14 round brush. He then continued building up the big tree on the right.



Raw Umber was used for the thatch with Cobalt Blue and Burnt Sienna for the shadows on the right.


Back to the building on the left; stones and the stone wall were beginning to be highlighted and Raw Umber and Cobalt Blue for foliage on the left in shadow.



Clive then started to bring shadows into the tree on the right and of the building on the left using Cobalt Blue and Cadmium Red and the right-hand side wall was broken up with some more Cobalt Blue.



Detail was added to the right-hand cottage, eaves, porch and the edge of the road.



Returning to the thatched roof, he likes to have bits of thatch hanging down for interest's sake.

After the break Clive carried on filling in detail on the right-hand cottage and then turned to the left-hand cottage detailing the window, eaves and wall but not painting every single brick (Note to self). And more details were added for enhancement.



He then put a blue wash over the background trees to push them back some more.



The finished painting



Clive with the picture and as usual a very inspiring evening and I just have to remember not to paint all the bricks.....

Jon Wright - September 2019